



IBM 1754 GCM16 and GCM32 Global Console Managers

IBM Redbooks Product Guide

The IBM Global 2X2X16 Console Manager (GCM16) and IBM Global 4X2X32 Console Manager (GCM32) are the next generation digital keyboard-video-mouse (KVM) console managers that provide KVM-over-IP and serial console management technology in a single appliance. Either console lets you access and manage all servers remotely, even to the system BIOS, using your existing IP infrastructure.

The GCM16 has 16 target ports and supports up to 2 local users and 2 remote users, and the GCM32 has 32 target ports and supports up to 2 local users and 4 remote users. Figure 1 shows these two models.



Figure 1. The IBM Global Console Managers: GCM16 (top) and GCM32 (bottom)

Did You Know?

The GCM16 and GCM32 Global Console Managers provide enhanced remote management, access, and security capabilities with out-of-band access to servers, network equipment, and other devices with serial configuration or console ports all from a single appliance. This unified approach improves staff efficiency by reducing the time required to remotely diagnose, reconfigure, repair, or restore servers as well as network devices and other hardware with serial configuration or management consoles, or both.

The serial capabilities of these appliances enable connecting and managing nearly any device with a serial port directly from the console manager, including switches, routers, and PDUs. SSH and Telnet connections are supported.

Part number information

Ordering information is shown in Table 1. Note that when ordering with feature codes, use machine type-model 1754HC1 for the GCM16 and 1754HC2 for the GCM32.

Table 1. Ordering part numbers and feature codes

Description	Part number	GCM16 feature code	GCM32 feature code
IBM Global Console Manager GCM16	1754D1X	1754HC1 fc 6694	Not applicable
IBM Global Console Manager GCM32	1754D2X	Not applicable	1754HC2 fc 6695
IBM USB Conversion Option (UCO)	43V6147	1754HC1 fc 3757	1754HC2 fc 3757
IBM USB Conversion Option (UCO) 4-pack	39M2895	1754HC1 fc 3756	1754HC2 fc 3756
IBM Long KVM Conversion Option (KCO) 4-pack	39M2897	1754HC1 fc 3754	1754HC2 fc 3754
IBM Virtual Media Conversion Option Gen2 (VCO2)	46M5383	1754HC1 fc 5341	1754HC2 fc 5341
IBM Serial Conversion Option (SCO)	46M5382	1754HC1 fc 5340	1754HC2 fc 5340

The IBM GCM16 Global Console Manager includes the following items:

- 16-port console switch
- Mounting hardware for EIA space for rack sidewall compartment
- One 1U filler panel
- Two C13/C14 rack power cables
- RJ45-DB9F DCE adapter for use with Setup port
- RJ45-DB9M DTE adapter for use with Modem port
- 16 terminators for daisy-chaining configurations
- Installation publications and warranty

The IBM GCM32 Global Console Manager includes the following items:

- 32-port console switch
- Mounting hardware for EIA space for rack sidewall compartment
- One 1U filler panel
- Two C13/C14 rack power cables
- RJ45-DB9F DCE adapter for use with Setup port
- RJ45-DB9M DTE adapter for use with Modem port
- 32 terminators for daisy-chaining configurations
- Installation publications and warranty

Each of the Conversion Option parts listed in Table 1 ships with:

- One Conversion Option (4-packs have four)
- One CAT-5 cable (four-packs have four)
- Installation publications and warranty

The GCM digital console switches enable you to share one workspace (keyboard, mouse, and display) across many target systems. The target systems are connected to the console switch via CAT-5 cables and the appropriate conversion option at the target end. Conversion options are available with either USB or PS/2 connectors. Connections to serial devices are also supported with serial conversion options.

With server densities continually increasing, cable bulk remains a major concern for network administrators. The GCM16 and GCM32 switches significantly reduce KVM cable volume in the rack by utilizing the innovative conversion option cables and single, industry-standard CAT-5 UTP cabling. This allows a higher server density while providing greater airflow and cooling capacity. In addition, multiple target systems can be daisy-chained together using CAT-5 cables, and then all connected to the console switch using one cable, thereby eliminating a lot of cable clutter.

Feature comparison

The GCM16 and GCM32 replace the GCM2 Global Console Manager. Table 2 compares the console switches.

Table 2. Comparison of features (part 1 of 2)

Feature	GCM16	GCM32
Model	1754D1X	1754D2X
Number of local concurrent users	2	2
Number of remote concurrent users	2	4
Local user connections - KVM	VGA + 2x USB	VGA + 2x USB
Local user connections - total USB	4 (including 2 for K & M)	4 (including 2 for K & M)
Maximum number of target systems - Direct (ARI ports)	16	32
Maximum number of target systems - Daisy-chained	256	512
Maximum number of target systems - Tiered configuration	1024 (2 levels)	1024 (2 levels)
Maximum video resolution	1600 x 1200 standard 1680 x 1050 widescreen	1600 x 1200 standard 1680 x 1050 widescreen
User interface	Web GUI (local and remote)	Web GUI (local and remote)
Manage remotely with Virtual Console Software (VCS)	Yes	Yes
Manage remotely with Avocent DSView 3	Yes*	Yes*
Keep Alive feature in Conversion Options	Yes	Yes
IPv6 support	Yes	Yes

* GCM16 and GCM32 include a 60-day trial of Avocent DSView 3 management software

Table 2. Comparison of features (part 2 of 2)

Feature	GCM16	GCM32
User Authentication via user database in console switch	Yes	Yes
User Authentication via remote LDAP server	Yes	Yes
AES encryption	Yes	Yes
Manage serial devices	Yes	Yes
Manage intelligent power devices	Yes	Yes
Smart Card or Common Access Card support	Yes	Yes
Support for USB Conversion Option, UCO (43V6147 and 39M2895)	Yes	Yes
Support for KVM (PS/2) Conversion Option, KCO (39M2897)	Yes	Yes
Support for Virtual Media Conversion Option Gen2, VCO2 (46M5383)	Yes	Yes
Support for Serial Conversion Option, (SCO) 46M5382	Yes	Yes
Virtual media	Yes	Yes
Gigabit Ethernet (10/100/1000 Mbps)	Yes (2)†	Yes (2)†
Serial port	Yes	Yes
Modem port for out-of-band access	Yes	Yes
Firmware upgrades to the console switch	Yes	Yes
Firmware upgrades to the COs	Yes	Yes
Input power	100-240V, 50/60 Hz 18 W power	100-240V, 50/60 Hz 24 W power
Redundant power supplies	Yes	Yes

† Ethernet ports are redundant for increased availability

Connections

Figure 2 shows the connections on the GCM32 Global Console Manager. The GCM16 Global Console Manager has identical connections except it only has 16 ARI ports, whereas the GCM32 has 32 ARI ports.

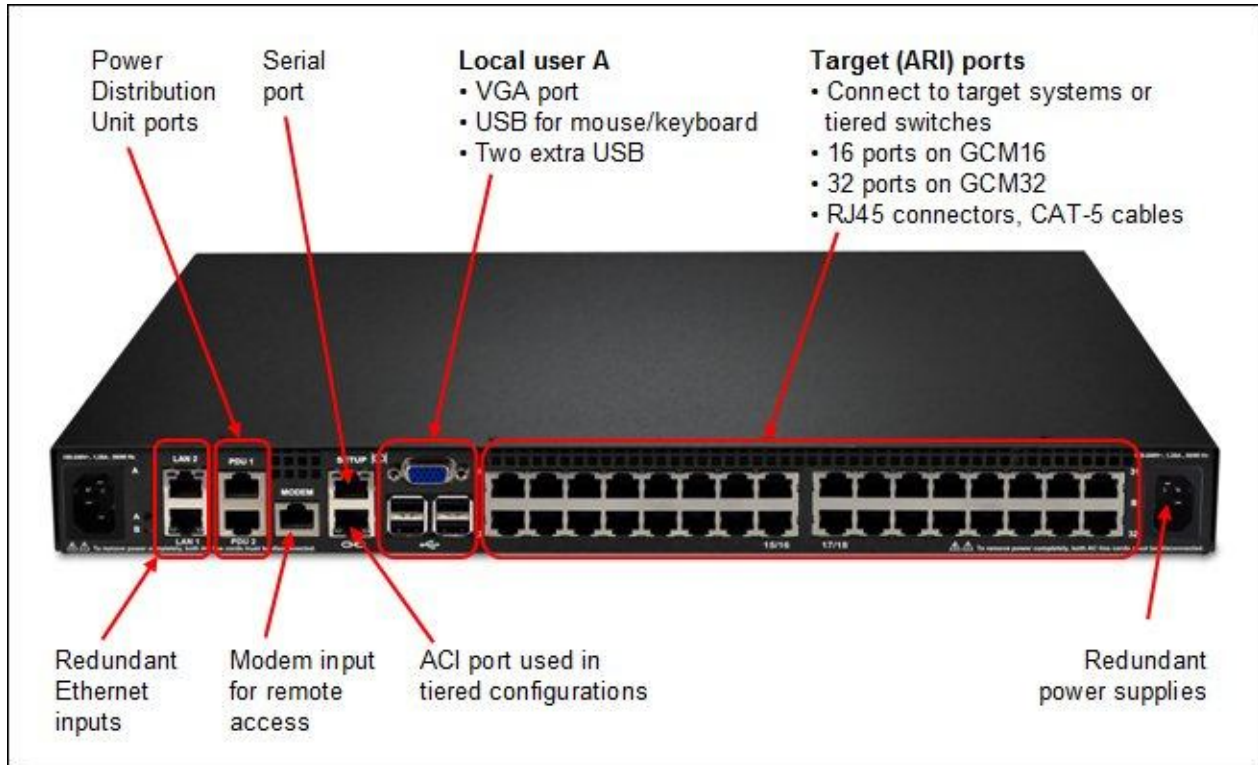


Figure 2. Connections on the GCM32 Global Console Manager

Note: Figure 2 shows the rear of the unit. There are no connectors on the front of the unit.

Features

Details about the features of the GCM16 and GCM32 are as follows:

Number of local concurrent users:

The GCM16 and GCM32 console switches enable one or two local user to access any attached servers. If the target device is currently in use, the user attempting to gain access will be given an opportunity to force a connection to the device if their preemption level is equal to or higher than the current user's level. If the user attempting to gain access has a lower preemption level, the active user will be asked if they wish to give up control to the new user (a timeout is also configurable).

The GCM16 and GCM32 both support two independent local users as shown in Figure 3. One local user attaches to the VGA and USB ports on the console switch as shown in Figure 2. The second local user attaches to a tiered (slave) console switch (see "Tiered consoles" below for more information). These two ports are independent of one another (that is, not pre-emptive or shared). This configuration allows you to place a console in every rack, for local connectivity to those servers complete with local KVM access, plus tier up to a master console that has local KVM access to all the servers attached to all attached console switches.

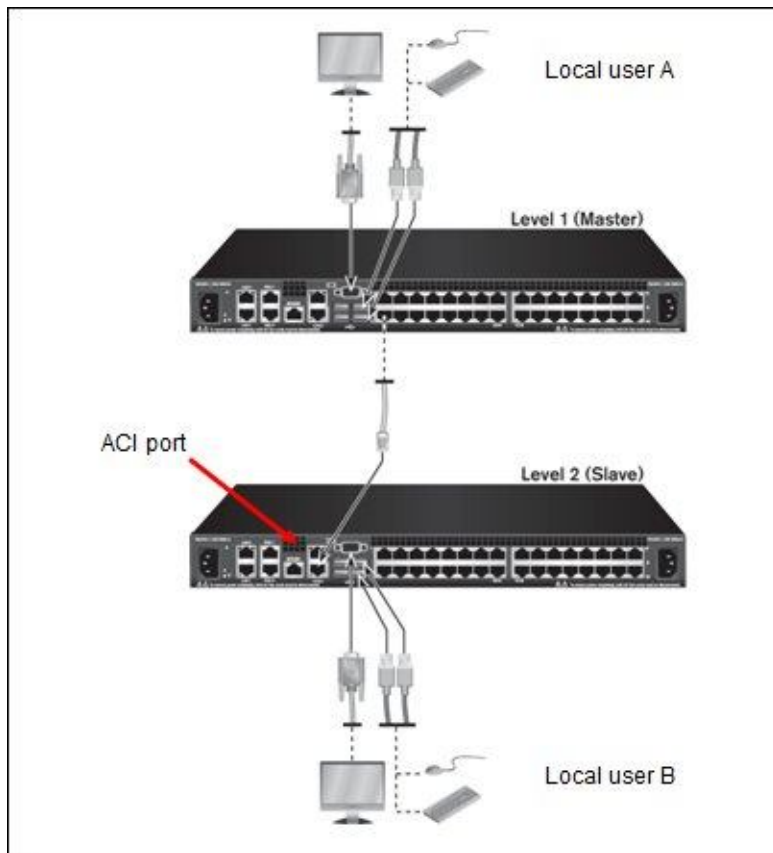


Figure 3. Two local users in a tiered configuration

Local user connections:

Local displays are connected to the console switch using VGA analog connections. Keyboard and mouse must be USB attached and two USB ports are provided for this purpose. Two additional USB ports are provided for the attachment of devices such as optical drives or memory keys. These devices can be made available on remote target systems provided Virtual Media Conversion Options are used to connect to those target systems. Note, however, that the Virtual Media Conversion Option does not support chaining of target systems.

Target systems:

The GCM16 has 16 target system ports (known as analog rack interface or ARI ports) and the GCM32 has 32 target system ports. These can be directly attached to systems with the appropriate USB or PS/2 conversion option connector on the end. These connections use standard CAT-5 cables. You can increase the number of connected target systems by two methods: chaining or a tiered arrangement of switches (more about these below). Both methods mean that each of the 16 or 32 ports will have multiple systems connected to it. You can mix connection methods.

Remote access via Ethernet or Modem:

Remote access to console switch and to the target systems is via a Web browser. The switch provides agentless remote control and access. No special software or drivers are required on the attached servers or client. Access is normally via a standard Ethernet network, requiring that the console switch be connected to the network via one or both Ethernet ports. Connecting both ports provides redundancy. Additionally, if a modem is connected to the modem port on the console switch and the modem is connected to a telephone (PSTN) system, then you can dial the console switch via your modem and establish an out-of-band connection to the console switch using the Point-to-Point Protocol (PPP) for remote control. V.34, V.90, or V.92 connections are supported.

Conversion Options:

These are cable-connector combinations that are connected between the CAT-5 cables from the console switches to the target systems. Figure 4 shows the five conversion option cables available for use with the console switches. The part numbers are listed in Table 1.

The KVM Conversion Option (KCO) is suitable for target servers with VGA and PS/2-style mouse and keyboard connections. The USB Conversion Option (UCO) is for systems with VGA and USB connections. The Virtual Media Conversion Options (VCO and VCO2) supports the virtual media capability of the console switches; however, they do not support chaining. We describe both virtual media and chaining later in this document.




Figure 4. Available conversion options

The built-in memory of each connection option helps simplify configuration by assigning and retaining unique server identification codes for each attached server. This integrated intelligence enhances security and helps prevent unauthorized access to a server through cable manipulation. The connection option is powered directly from the server, providing Keep Alive functionality even if the server is not powered on.

Local and remote user interfaces:

The OSCAR interface of older console switches has been replaced by a Web browser interface, which is accessible both locally and remotely. You can use the local management interface by connecting directly to the local port to manage the GCM16 and GCM32 switches. You can also use the remote browser interface to manage your switch. The browser interface is launched directly from the switch, and any devices connected to the GCM16 and GCM32 switches are automatically detected. The local and remote user interfaces share a similar look and feel.

Virtual Media:

The GCM16 and GCM32 support virtual media when the target systems are connected using the Virtual Media Conversion Option Gen2 (VCO2), part number 46M5383. You can use virtual media support to connect USB 2.0 media devices to the console switch using one of the four USB ports and make those devices available to any connected system. With this feature, you can install software; install, upgrade, or recover the operating system; update the BIOS code; or boot the target system from a USB drive.

Control of how the USB device is connected to the target system is managed through the user interface. The browser interface presents the following configuration options:

- **Virtual Media Locked:** The locking option specifies whether a virtual media session is locked to the KVM session on the target device. When locking is enabled (default) and the KVM session is closed, the virtual media session will also be closed. When locking is disabled and the KVM session is closed, the virtual media session will remain active.
- **Allow Reserved Sessions:** Ensures that a virtual media connection can only be accessed with your username and that no other user can create a KVM connection to that target device. When the associated KVM session is disconnected, the virtual media session may be disconnected according to the Locked setting.
- **Write Access:** With this option, you can specify whether the target system can write to the USB device (assuming it is writable).
- **Encryption:** You can configure encryption levels for virtual media sessions. The choices are: None (default), 128-bit SSL (ARCFOUR), DES, 3DES, and AES.

Note that USB ports are assigned to a single virtual media session and cannot be independently mapped. This means you cannot map one USB device to one target system and another USB device to another target system.

Use of LDAP and smart cards to authenticate access:

The GCM16 and GCM32 support Lightweight Directory Access Protocol (LDAP) for integration with existing authentication/security models. This ensures that you maintain only one set of user credentials and can maintain strict password rules.

The GCM16 and GCM32 switches also allow you to use smart cards to ensure access is authorized. Smart cards are pocket-sized cards that store and process information. Smart cards such as the Common Access Card (CAC) can be used to store identification and authentication to enable access to computers, networks, and secure rooms or buildings. Smart card readers are connected directly to the switch via one of the USB ports, or they can be connected to any remote workstation that is running the remote browser interface or DSView management software and is connected to the switch using an Ethernet connection.

Note: For smart card use, the target device must be connected to the console switch using the Virtual Media Conversion Option Gen2 (VCO2), part number 46M5383.

Use of encryption:

The GCM16 and GCM32 support encryption for KVM signals and for remote media. Available encryption levels are 128-bit SSL, DES, 3DES, or AES. These are configurable via the browser interface.

True serial capabilities:

The GCM16 and GCM32 switches support Serial Conversion Option (SCO) cables that provide serial capabilities through Telnet. The capability provides a proper serial connection, not serial-to-VGA conversion. You can launch an SSH session or a serial client from the on-board Web interface to connect the targets that are connected to the GCM16 and GCM32 switches with an SCO cable. The SCO includes a separate USB-to-barrel power cord adapter - see Figure 2. Connect the USB end of the adapter to an available USB port on the target system to supply power to the SCO.

Managing Intelligent Power Distribution Units

The dedicated Power Distribution Unit (PDU) ports on the GCM16 and GCM32 switches support the direct attachment of certain Avocent-branded Intelligent PDUs and can provide the ability to view and manage these units directly through the switch. IBM Intelligent PDUs are currently not supported.

Chaining

IBM's cable chaining solution enables users to manage a "daisy chain" of multiple servers through a single connection to the console switch, replacing many long cables with just a few short ones, simplifying rack management, helping lower cabling cost and reducing setup, diagnostic, and maintenance times. The daisy-chain connectivity has the added advantage of thin, flexible, industry-standard CAT5 cabling and standard RJ-45 connectors, eliminating the need for one-to-one, dedicated cable connections between KVM switch ports and managed devices. This cable chaining solution allows up to 16 target systems to be chained together and connected to one port on the switch.

Figure 5 shows an example of chaining three target systems from one port on the console switch. Each conversion option part number includes a CAT-5 cable to connect it to either the console switch or its neighbor conversion option. The console switch includes the terminator needed at the end of the daisy chain.

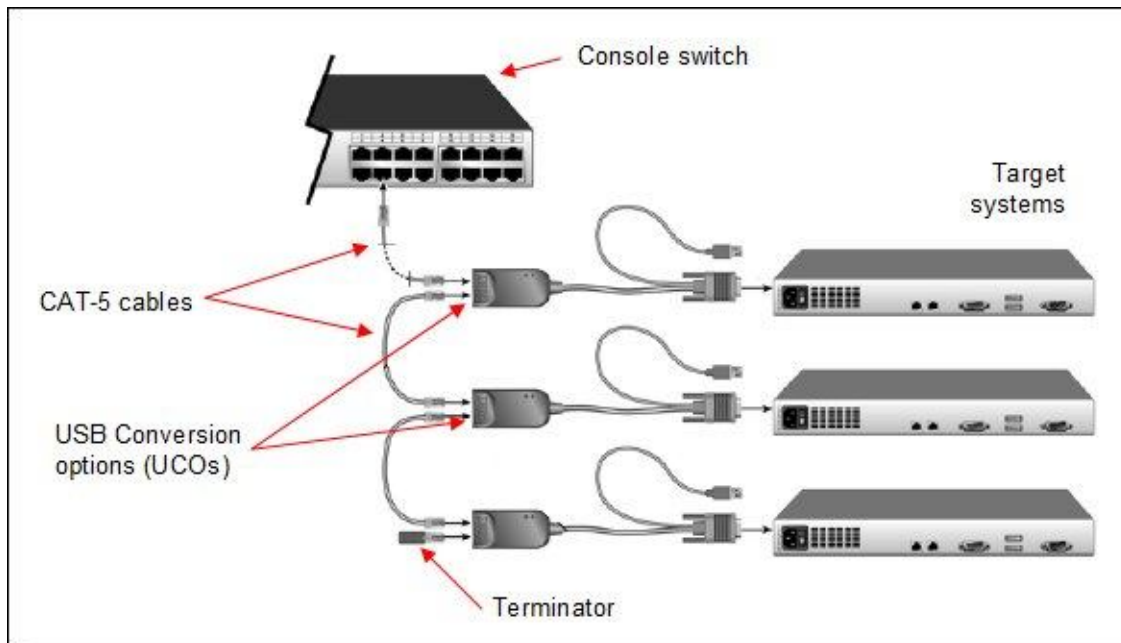


Figure 5. Chaining using USB Conversion Options

Note: The Virtual Media Conversion Options (VCO and VCO2) do not support chaining.

Tiered consoles

You can tier multiple rack console switches to enable access to additional servers. In a tiered system, an ARI port on the main rack console switch connects to the ACI port of a tiered rack console switch (see Figure 3 for locations of these ports). Consider a tiered configuration if you want to manage servers connected to multiple switches from one central location. For example, you could have a primary GCM16 console switch with 16 switches tiered underneath it that all have servers chained on their ports.

The GCM16 and GCM32 support two levels of tiering. The use of virtual media and smart card authentication are both supported only when primary and secondary switches are GCM16 or GCM32 console switches.

Figure 6 shows an example of tiered consoles.

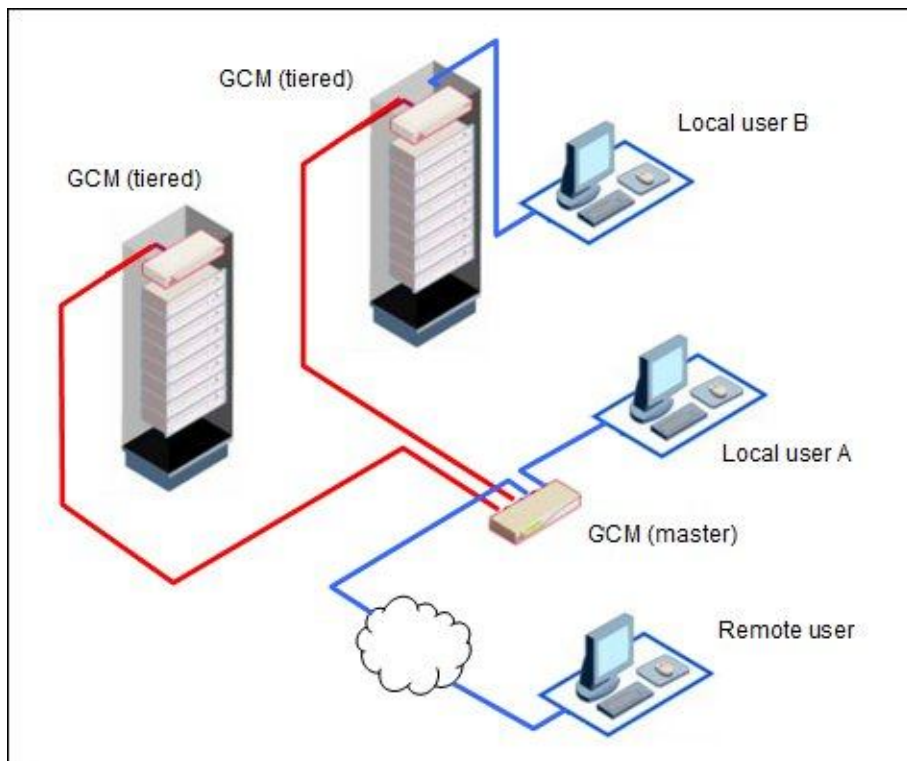


Figure 6. Tiered consoles

If there are local users attached to other tiered consoles, each can control target systems connected to that specific console. The local user at the primary console (Local user A in Figure 6) can preempt other local users if necessary.

The GCM16 and GCM32 support up to 1024 target systems in a tiered configuration.

Physical specifications

The GCM16 has the following specifications:

Height: 4.37 cm (1.72 inches) - 1 rack unit (1R)
Width: 43.18 cm (17 inches)
Depth: 32.4 cm (9.2 inches)
Weight: 3.2 kg (7.0 lb)

The GCM32 has the following specifications:

Height: 4.37 cm (1.72 inches) - 1 rack unit (1R)
Width: 43.18 cm (17 inches)
Depth: 32.4 cm (9.2 inches)
Weight: 3.5 kg (7.6 lb)

Operating environment

The adapter is supported in this environment:

- Temperature:
 - Operating: 0° to 50°C (32° to 132°F)
 - Non-operating: -20° to 70°C (-4° to 158°F)
- Relative humidity:
 - Operating: 20% to 80% (relative, non-condensing)
 - Non-operating: 5% to 95% (relative, 38.7 °C maximum wet bulb temperature)

Warranty

The GCM16 and GCM32 have a three-year limited warranty.

Avocent DSView management software

Avocent DSView management software provides data centers with a secure, centralized management solution for all IT assets. This software allows administrators to access, diagnose, and modify any managed device from any point on the globe, regardless of the health or status of the OS or the network connection to those devices. This software effortlessly extends the IBM GCM16 and GCM32 KVM and serial management capabilities to include support for blades, embedded service processors, virtual servers, and other 3rd party devices in heterogeneous data center or remote office environments, making them more manageable, accessible, extensible, and secure.

This comprehensive control and manageability solution delivers secure, automated, real-time tracking and control of all your physical and virtual servers and embedded technologies, providing increased agility and security with a tangible return on investment.

Avocent DSView 3 software features:

- Single, secure, browser-based interface to manage your entire datacenter or remote office
- Manages both physical and virtual assets
- Hub and spoke architecture for redundancy and real-time synchronization
- 60 day free software support

The Avocent DSView software carries a 60 day free trial and support. After purchase, the software will be supported under warranty by Avocent. Extended maintenance is available from Avocent.

The part numbers for the management software are listed in Table 3.

Table 3. Ordering part numbers and feature codes

Description	Part number	GCM16 feature code	GCM32 feature code
Avocent DSView Hub (100 devices)	46M5379	1754HC1 fc 4170	1754HC2 fc 4170
Avocent DSView Standard Pack (500 devices)	46M5380	1754HC1 fc 4171	1754HC2 fc 4171
Avocent DSView Plus Pack (2000 devices)	46M5381	1754HC1 fc 4172	1754HC2 fc 4172

Supported systems

The console switches are supported connected to the IBM BladeCenter chassis listed in Table 4.

Table 4. Supported IBM BladeCenter chassis

	Part number	BladeCenter S	BladeCenter E	BladeCenter H	BladeCenter T	BladeCenter HX
IBM Global 2x2x16 Console Manager (GCM16)	1754D1X	Y	Y	Y	Y	Y
IBM Global 4x2x32 Console Manager (GCM32)	1754D2X	Y	Y	Y	Y	Y

The console switches are supported connected to the IBM System x servers listed in Table 5.

Table 5. Supported System x servers (Part 1)

Product description	Part number	x3100 M4 (2582)	x3250 M4 (2583)	x3300 M4 (7382)	x3500 M4 (7383)	x3530 M4 (7160)	x3550 M4 (7914)	x3630 M4 (7158)	x3650 M4 (7915)	x3690 X5 (7147)	x3750 M4 (8722)	x3850 X5 (7143)	dx360 M4 (7912)
IBM Global 2x2x16 Console Manager (GCM16)	1754D1X	Y	Y	Y	Y	Y	Y	Y	Y	Y	Y	Y	N
IBM Global 4x2x32 Console Manager (GCM32)	1754D2X	Y	Y	Y	Y	Y	Y	Y	Y	Y	Y	Y	N

Table 5. Supported System x servers (Part 2)

Product description	Part number	x3200 M3 (7327, 7328)	x3250 M3 (4251, 4252)	x3400 M3 (7378, 7379)	x3500 M3 (7380)	x3550 M3 (7944)	x3620 M3 (7376)	x3630 M3 (7377)	x3650 M3 (7945)	x3755 M3 (7164)	dx360 M3 (6391)
IBM Global 2x2x16 Console Manager (GCM16)	1754D1X	Y	Y	Y	Y	Y	Y	Y	Y	Y	N
IBM Global 4x2x32 Console Manager (GCM32)	1754D2X	Y	Y	Y	Y	Y	Y	Y	Y	Y	N

See the IBM ServerProven Web site for the latest compatibility information:

<http://ibm.com/servers/eserver/serverproven/compat/us/>.

Supported racks

The GCM16 and GCM32 Console Managers can be mounted in one of the following rack cabinets:

- IBM IBM 42U S2 Rack
- IBM 42U Enterprise Rack
- IBM 25U S2 Rack
- IBM 11U Office Enablement kit
- IBM S2 42U Dynamic Standard Rack
- IBM S2 25U Standard Rack
- IBM 1200 mm Deep Static Rack
- IBM 1200 mm Dynamic Rack
- IBM 42U Enterprise V2 Rack

Related publications and links

For more information refer to these documents and Web links:

- IBM Digital Console Switches product page
<http://www-03.ibm.com/systems/x/options/rackandpower/kvmdigital.html>
- Global Console Manager GCM16 and GCM32 Installation and User's Guide
<http://ibm.com/support/entry/portal/docdisplay?Indocid=MIGR-5083733>
- Virtual Console Software Installation and User's Guide
<http://ibm.com/support/entry/portal/docdisplay?Indocid=MIGR-5083731>
- IBM Redbooks Product Guide for the IBM 1U 17-inch and 19-inch Flat Panel Console Kits
<http://www.redbooks.ibm.com/abstracts/tips0731.html?Open>
- IBM US Announcement Letter
<http://ibm.com/common/ssi/cgi-bin/ssialias?infotype=dd&subtype=ca&&htmlfid=897/ENUS110-043>

Notices

This information was developed for products and services offered in the U.S.A.

IBM may not offer the products, services, or features discussed in this document in other countries. Consult your local IBM representative for information on the products and services currently available in your area. Any reference to an IBM product, program, or service is not intended to state or imply that only that IBM product, program, or service may be used. Any functionally equivalent product, program, or service that does not infringe any IBM intellectual property right may be used instead. However, it is the user's responsibility to evaluate and verify the operation of any non-IBM product, program, or service. IBM may have patents or pending patent applications covering subject matter described in this document. The furnishing of this document does not give you any license to these patents. You can send license inquiries, in writing, to:

IBM Director of Licensing, IBM Corporation, North Castle Drive, Armonk, NY 10504-1785 U.S.A.

The following paragraph does not apply to the United Kingdom or any other country where such provisions are inconsistent with local law: INTERNATIONAL BUSINESS MACHINES CORPORATION PROVIDES THIS PUBLICATION "AS IS" WITHOUT WARRANTY OF ANY KIND, EITHER EXPRESS OR IMPLIED, INCLUDING, BUT NOT LIMITED TO, THE IMPLIED WARRANTIES OF NON-INFRINGEMENT, MERCHANTABILITY OR FITNESS FOR A PARTICULAR PURPOSE. Some states do not allow disclaimer of express or implied warranties in certain transactions, therefore, this statement may not apply to you. This information could include technical inaccuracies or typographical errors. Changes are periodically made to the information herein; these changes will be incorporated in new editions of the publication. IBM may make improvements and/or changes in the product(s) and/or the program(s) described in this publication at any time without notice.

Any references in this information to non-IBM Web sites are provided for convenience only and do not in any manner serve as an endorsement of those Web sites. The materials at those Web sites are not part of the materials for this IBM product and use of those Web sites is at your own risk. IBM may use or distribute any of the information you supply in any way it believes appropriate without incurring any obligation to you. Information concerning non-IBM products was obtained from the suppliers of those products, their published announcements or other publicly available sources. IBM has not tested those products and cannot confirm the accuracy of performance, compatibility or any other claims related to non-IBM products. Questions on the capabilities of non-IBM products should be addressed to the suppliers of those products. This information contains examples of data and reports used in daily business operations. To illustrate them as completely as possible, the examples include the names of individuals, companies, brands, and products. All of these names are fictitious and any similarity to the names and addresses used by an actual business enterprise is entirely coincidental.

Any performance data contained herein was determined in a controlled environment. Therefore, the results obtained in other operating environments may vary significantly. Some measurements may have been made on development-level systems and there is no guarantee that these measurements will be the same on generally available systems. Furthermore, some measurement may have been estimated through extrapolation. Actual results may vary. Users of this document should verify the applicable data for their specific environment.

COPYRIGHT LICENSE:

This information contains sample application programs in source language, which illustrate programming techniques on various operating platforms. You may copy, modify, and distribute these sample programs in any form without payment to IBM, for the purposes of developing, using, marketing or distributing application programs conforming to the application programming interface for the operating platform for which the sample programs are written. These examples have not been thoroughly tested under all conditions. IBM, therefore, cannot guarantee or imply reliability, serviceability, or function of these programs.

© Copyright International Business Machines Corporation 2010. All rights reserved.

Note to U.S. Government Users Restricted Rights -- Use, duplication or disclosure restricted by GSA ADP Schedule Contract with IBM Corp.

This document was created or updated on March 28, 2013.

Send us your comments in one of the following ways:

- Use the online **Contact us** review form found at:
ibm.com/redbooks
- Send your comments in an e-mail to:
redbook@us.ibm.com
- Mail your comments to:
IBM Corporation, International Technical Support Organization
Dept. HYTD Mail Station P099
2455 South Road
Poughkeepsie, NY 12601-5400 U.S.A.

This document is available online at <http://www.ibm.com/redbooks/abstracts/tips0772.html> .

Trademarks

IBM, the IBM logo, and ibm.com are trademarks or registered trademarks of International Business Machines Corporation in the United States, other countries, or both. These and other IBM trademarked terms are US registered or common law trademarks owned by IBM at the time this information was published. Such trademarks may also be registered or common law trademarks in other countries. A current list of IBM trademarks is available on the Web at <http://www.ibm.com/legal/copytrade.shtml>

The following terms are trademarks of the International Business Machines Corporation in the United States, other countries, or both:

BladeCenter®
IBM®
Redbooks®
Redpaper™
Redbooks (logo)®
ServerProven®
System x®

Other company, product, or service names may be trademarks or service marks of others.